

As of July 2021 the weekly reports are published on Tuesdays at 16h

Trade monitoring through customs surveillance data

The TAXUD surveillance system ("customs surveillance") records and centralizes all trade data (import and exports) directly from the national customs authorities on a daily basis. For each transaction, the stored data contain the information available on the Single Administrative Document (SAD), including the volume and origin of the consignment.

As surveillance system does not include intra-trade data, the UK data as EU partner can't be displayed before 1/1/2021. The data as of 1/1/2021 is therefore not comparable with the data until 31/12/2020.

According to Art.55(2) of Commission Implementing Regulation (EU) 2015/2447, the customs authorities shall provide the Commission at least once a week with data on customs declarations for the goods that have been made subject to surveillance at release for free circulation or at export.

The "customs surveillance" data provide actual and prompt information about the trade (import/export) transaction in terms of volume and origin or destination.

In case of a technical issue or another constraint causing delay of the publication, please note that the next upload will be done in the coming days at 12h or 16h.

* The United Kingdom is no longer a Member State of the European Union, however until the end of the transition period it was still a part of the EU Customs Union. Due to the absence of intra-trade data in the surveillance system, the totals of the EU trade data therefore also include the UK data until 31/12/2020. The data as of 1/1/2021 is therefore not comparable with the data until 31/12/2020.

Note: Since 6th November 2016 the export and import licenses are no longer required for the major part of the trade in cereals in application of Regulations (EU) 2016/1237 and 2016/1239 of 18 May 2016.

Publication of data

This report is published on a weekly basis.

The data are expressed in quantity of the product itself, unless otherwise stated
Below the specifications of the products included in the report

Product	CN code	Conversion factor grain equivalent
Common wheat	1001 99 00	
Common wheat flour (grain equiv.)	1101 00 15	1.37
Durum wheat	1001 19 00	
Durum wheat meal (grain equiv.)	1103 11 10	1.5
Barley	1003 90 00	
Malt (Barley equiv.)	1107 10 91, 1107 10 99	1.27
Maize	1005 90 00	
Rye	1002 90 00	
Oats	1004 90 00	
Sorghum	1007 90 00	
Residues of starch manufacture	2303 10 19	
Maize gluten feed	2309 90 20	
Brewing and distilling dregs and waste	2303 30 00	
Citrus pulp residues	2308 00 40 TARIC_ex 10	

- XI refers to Northern Ireland
- data on malt expressed in barley equivalent are included;
- data on wheat flour and durum wheat meal are expressed only in grain equivalent
- the weekly reference period is from Monday to Sunday

Exports and imports

Situation at 26/07/2021

Cumul of weeks 1 to 4

<i>Customs Surveillance</i> (tonnes)	EU*		EU + UK		EU + UK	
	01/07/2021 - 25/07/2021		01/07/2020 - 26/07/2020		01/07/2019 - 28/07/2019	
	Export	Import	Export	Import	Export	Import
Common wheat	624 574	93 490	1 244 971	107 266	1 448 244	102 005
Common wheat flour (grain equivalent)	21 568	2 836	31 584	1 873	43 072	2 112
Durum wheat	10 006	24 116	14 883	228 769	68 154	59 066
Durum wheat meal (grain equivalent)	11 655	51	20 504	194	13 805	75
Total Wheat	667 803	120 493	1 311 942	338 101	1 573 275	163 258
Barley	529 465	7 896	831 663	6 902	483 958	151 795
Malt (grain equivalent)	128 137	3 909	126 883	271	177 222	522
Maize	73 248	752 169	37 912	815 972	66 400	1 679 978
Rye	2 239	21 461	6 306	2	631	0
Oats	20 584	225	10 274	154	3 129	188
Sorghum	334	1 042	99	5 531	150	789
Total Coarse grains	754 007	786 702	1 013 136	828 832	731 491	1 833 273
General Total	1 421 809	907 195	2 325 078	1 166 933	2 304 767	1 996 531

* The United Kingdom is no longer a Member State of the European Union, however until the end of the transition period it was still a part of the EU Customs Union. Due to the absence of intra-trade data in the surveillance system, the totals of the EU trade data therefore also include the UK data until 31/12/2020. The data as of 1/1/2021 is therefore not comparable with the data until 31/12/2020.

Import (tonnes)	Common wheat	Common wheat flour (grain equivalent)	Durum wheat	Durum wheat meal (grain equivalent)	Barley	Malt (grain equivalent)	Maize	Rye	Oats	Sorghum
BE		245	23 149	1	456	15	88		224	536
BG							518			
CZ										
DK	34	6				21	80			1
DE		239		14	3 140	141	2 030	2 693		22
EE						83	52			
IE					3 257		22 707			
EL	17 189				852	584	29 634			110
ES	22 322	21		2		430	274 629	10 958		
FR	150	823		8		164	7		1	1
HR	1 742	471					310			
IT										
CY	2 815	1			42		8 898			
LV	22						2 024	690		
LT						25	1 924	3 220		
LU										
HU							1 171			
MT										
NL	33 985	447	720	21	1	36	281 748			18
AT		2					13 122			
PL	87	198				4	4 563	3 899		354
PT		126					70 236			
RO		90		1		2 219	3 485			
SI	15 144	63	246		144	25	34 923			
SK										
FI						18				
SE		104		4	5	143	20			
XI										
EU*	93 490	2 836	24 116	51	7 896	3 909	752 169	21 461	225	1 042

* The United Kingdom is no longer a Member State of the European Union, however until the end of the transition period it was still a part of the EU Customs Union. Due to the absence of intra-trade data in the surveillance system, the totals of the EU trade data therefore also include the UK data until 31/12/2020. The data as of 1/1/2021 is therefore not comparable with the data until 31/12/2020.

Top 5 import origins* - (update of 26 Jul 2021)

Common wheat				
Origin	MY 2021/22		MY 2020/21	
	tonnes	share	tonnes	share
Ukraine	39 135	41.9%	14 731	13.7%
Russia	31 792	34.0%	9 680	9.0%
Serbia	16 886	18.1%	2 604	2.4%
Kazakhstan	3 115	3.3%	21	0.0%

Common wheat flour (grain equivalent)				
Origin	MY 2021/22		MY 2020/21	
	tonnes	share	tonnes	share
United Kingdom	1 216	42.9%	-----	-----
Mauritius	395	13.9%	293	15.7%
Serbia	359	12.7%	62	3.3%
India	325	11.4%	1 084	57.9%
Bosnia and Herzegovina	204	7.2%	45	2.4%

Durum wheat				
Origin	MY 2021/22		MY 2020/21	
	tonnes	share	tonnes	share
Canada	23 811	98.7%	159 224	69.6%

Durum wheat meal (grain equivalent)				
Origin	MY 2021/22		MY 2020/21	
	tonnes	share	tonnes	share
India	16	31.4%	11	5.5%
Lebanon	14	27.8%	22	11.4%
Tunisia	7	14.0%	14	7.3%
Turkey	4	8.6%	60	31.0%
Russia	4	8.3%	4	2.0%

Barley				
Origin	MY 2021/22		MY 2020/21	
	tonnes	share	tonnes	share
United Kingdom	6 853	86.8%	-----	-----
North Macedonia	852	10.8%	77	1.1%

Malt (grain equivalent)				
Origin	MY 2021/22		MY 2020/21	
	tonnes	share	tonnes	share
Serbia	2 770	70.9%	266	98.1%
United Kingdom	1 137	29.1%	-----	-----
Norway	1	0.0%	1	0.4%

Maize				
Origin	MY 2021/22		MY 2020/21	
	tonnes	share	tonnes	share
Ukraine	320 364	42.6%	122 542	15.0%
Brazil	221 067	29.4%	280 527	34.4%
Canada	116 247	15.5%	173 229	21.2%
Serbia	58 015	7.7%	175 510	21.5%
Russia	20 877	2.8%	16 300	2.0%

Rye				
Origin	MY 2021/22		MY 2020/21	
	tonnes	share	tonnes	share
Russia	14 342	66.8%	-----	-----
Ukraine	7 119	33.2%	-----	-----

Oats				
Origin	MY 2021/22		MY 2020/21	
	tonnes	share	tonnes	share
United Kingdom	224	99.5%	-----	-----
China	1.0	0.4%	0	0.1%

Sorghum				
Origin	MY 2021/22		MY 2020/21	
	tonnes	share	tonnes	share
Sudan	514	49.3%	-----	-----
Ukraine	486	46.6%	5 451	98.5%
Russia	22	2.1%	22	0.4%

* The United Kingdom is no longer a Member State of the European Union, however until the end of the transition period it was still a part of the EU Customs Union. Due to the absence of intra-trade data in the surveillance system, the totals of the EU trade data therefore also include the UK data until 31/12/2020. The data as of 1/1/2021 is therefore not comparable with the data until 31/12/2020.

Week 1 to 4 from 01/07/2021 to 25/07/2021

Summary

Export (tonnes)	Common wheat	Common wheat flour (grain equivalent)	Durum wheat	Durum wheat meal (grain equivalent)	Barley	Malt (grain equivalent)	Maize	Rye	Oats	Sorghum
BE	23	501		86	3	51 578	13			
BG	95 386	6			58 075	28	21 524			
CZ		14				977			102	
DK	1 008	125	955		3 189	9 114	1			
DE	46 634	1 084		3	309	16 967	1 697	4	739	
EE	7 054	27				55				
IE						78				
EL		1 082	2 722	83		1 065	239			
ES		280	6 000	4 718		1 048	2 475		16	
FR	78 039	4 392	298	6 511	53 700	24 562	11 428		513	334
HR	22 937	1 048			1 241	1 180	152		345	
IT										
CY										
LV		906		71		49	8 099			
LT	51 051	495		1		657				
LU										
HU	7 891	318		95	204	85	3 786			
MT										
NL	3	7 337		2		17 755	3 858	1	41	
AT	586	463		75	419	669	23	1		
PL	34 720	1 539		2		661	1 643	2 119		
PT		1 003				108	36			
RO	274 690	180		5	410 870		18 260			
SI		565		1		2				
SK		1			1 355	28				
FI		95				829		84	54	
SE	4 551	106	30		100	642	14	30	18 772	
XI										
EU*	624 574	21 568	10 006	11 655	529 465	128 137	73 248	2 239	20 584	334

* The United Kingdom is no longer a Member State of the European Union, however until the end of the transition period it was still a part of the EU Customs Union. Due to the absence of intra-trade data in the surveillance system, the totals of the EU trade data therefore also include the UK data until 31/12/2020. The data as of 1/1/2021 is therefore not comparable with the data until 31/12/2020.

Top 5 export destinations* - (update of 26 Jul 2021)

Common wheat				
Destination	MY 2021/22		MY 2020/21	
	tonnes	share	tonnes	share
Korea (Republic of)	79 110	12.7%	-----	-----
Israel	75 928	12.2%	-----	-----
Sri Lanka	70 751	11.3%	-----	-----
United Kingdom	67 761	10.8%	-----	-----
Jordan	58 270	9.3%	174 631	14.0%

Common wheat flour (grain equivalent)				
Destination	MY 2021/22		MY 2020/21	
	tonnes	share	tonnes	share
United Kingdom	3 647	16.9%	-----	-----
Thailand	1 755	8.1%	1 325	4.2%
Guinea-Bissau	1 696	7.9%	-----	-----
Congo (Democratic Republic of)	1 515	7.0%	1 250	4.0%
Sierra Leone	1 370	6.4%	3 069	9.7%

Durum wheat				
Destination	MY 2021/22		MY 2020/21	
	tonnes	share	tonnes	share
Mauritania	6 000	60.0%	-----	-----
Turkey	2 722	27.2%	-----	-----
Iceland	955	9.5%	1 300	8.7%

Durum wheat meal (grain equivalent)				
Destination	MY 2021/22		MY 2020/21	
	tonnes	share	tonnes	share
Ivory Coast	6 482	55.6%	3 511	17.1%
Mali	2 080	17.8%	2 718	13.3%
United Kingdom	986	8.5%	-----	-----
Benin	720	6.2%	1 192	5.8%
Egypt	576	4.9%	650	3.2%

Barley				
Destination	MY 2021/22		MY 2020/21	
	tonnes	share	tonnes	share
Turkey	191 568	36.2%	-----	-----
Jordan	109 132	20.6%	72 464	8.7%
Saudi Arabia	66 000	12.5%	186 518	22.4%
Tunisia	53 141	10.0%	27 149	3.3%
Algeria	30 677	5.8%	10 580	1.3%

Malt (grain equivalent)				
Destination	MY 2021/22		MY 2020/21	
	tonnes	share	tonnes	share
Nigeria	18 729	14.6%	-----	-----
Venezuela	10 402	8.1%	-----	-----
Japan	5 972	4.7%	10 961	8.6%
Switzerland	5 818	4.5%	5 729	4.5%
Turkey	5 177	4.0%	-----	-----

Maize				
Destination	MY 2021/22		MY 2020/21	
	tonnes	share	tonnes	share
Korea (Republic of)	38 166	52.1%	10 851	28.6%
United Kingdom	14 374	19.6%	-----	-----
Switzerland	13 971	19.1%	8 522	22.5%
Iceland	3 194	4.4%	701	1.9%
Qatar	990	1.4%	1 037	2.7%

Rye				
Destination	MY 2021/22		MY 2020/21	
	tonnes	share	tonnes	share
Norway	2 150	96.0%	-----	-----

Oats				
Destination	MY 2021/22		MY 2020/21	
	tonnes	share	tonnes	share
United States of America	16 500	80.2%	-----	-----
Norway	2 272	11.0%	4 314	42.0%
Switzerland	1 384	6.7%	2 719	26.5%
Bosnia and Herzegovina	295	1.4%	506	4.9%
Albania	50	0.2%	0	0.0%

Sorghum				
Destination	MY 2021/22		MY 2020/21	
	tonnes	share	tonnes	share
United Kingdom	333.9	100.0%	-----	-----

* The United Kingdom is no longer a Member State of the European Union, however until the end of the transition period it was still a part of the EU Customs Union. Due to the absence of intra-trade data in the surveillance system, the totals of the EU trade data therefore also include the UK data until 31/12/2020. The data as of 1/1/2021 is therefore not comparable with the data until 31/12/2020.

Week 1 to 4 from 01/07/2021 to 25/07/2021

Résumé / Summary

Import (tonnes)	Residues of starch manufacture CN 2303 10 19	Maize gluten feed CN 2309 90 20	Brewing and distilling dregs and waste CN 23033000	Citrus pulp residues CN 2308 00 40 TARIC_ext 10	Total
BE		22		190	212
BG			148		148
CZ			21	275	296
DK	52			484	536
DE			395	453	848
EE					
IE					
EL		12			12
ES			15 500		15 500
FR			11		11
HR					
IT					
CY					
LV			145		145
LT			436		436
LU					
HU					
MT					
NL	506	12		143	661
AT					
PL			791		791
PT			9 898		9 898
RO			23		23
SI					
SK					
FI		2			2
SE					
XI					
EU*	558	48	27 369	1 544	29 519

* The United Kingdom is no longer a Member State of the European Union, however until the end of the transition period it was still a part of the EU Customs Union. Due to the absence of intra-trade data in the surveillance system, the totals of the EU trade data therefore also include the UK data until 31/12/2020. The data as of 1/1/2021 is therefore not comparable with the data until 31/12/2020.

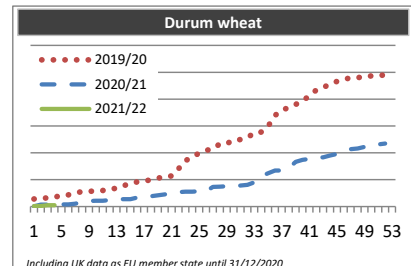
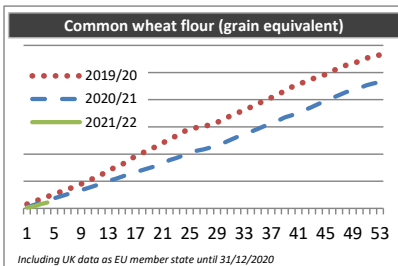
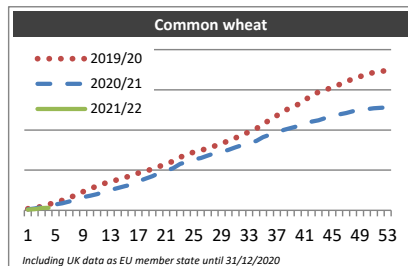
Week 1 to 4 from 01/07/2021 to 25/07/2021

(tonnes)

Common wheat			
week	2019/20	2020/21	2021/22
1	394 862	246 599	186 893
2	637 684	485 459	287 637
3	977 240	794 098	595 248
4	1 448 244	1 244 971	624 574
5	1 963 054	1 476 162	
6	2 513 822	1 737 110	
7	3 216 967	2 220 555	
8	3 720 669	2 668 965	
9	4 634 890	3 281 372	
10	5 242 288	3 604 723	
11	6 111 267	3 999 858	
12	6 705 310	4 580 374	
13	7 110 313	5 085 591	
14	7 620 073	5 555 802	
15	8 105 152	6 016 442	
16	8 768 326	6 379 393	
17	9 260 991	7 233 325	
18	9 725 371	7 874 470	
19	10 302 872	8 474 698	
20	10 950 606	9 293 610	
21	11 559 006	9 879 064	
22	12 238 822	10 453 386	
23	13 191 650	11 536 206	
24	13 969 039	12 058 201	
25	14 500 960	12 689 363	
26	14 892 397	13 013 856	
27	15 503 107	13 633 116	
28	16 040 869	14 183 211	
29	16 732 853	14 557 165	
30	17 214 564	15 036 443	
31	18 017 661	15 655 358	
32	18 864 983	16 221 398	
33	19 533 215	16 866 377	
34	20 340 927	17 254 942	
35	21 478 133	18 241 972	
36	22 508 992	18 858 874	
37	23 576 835	19 368 901	
38	24 648 935	20 036 017	
39	25 623 736	20 476 366	
40	26 331 024	20 934 781	
41	27 557 137	21 423 073	
42	28 352 332	22 079 750	
43	29 498 032	22 414 120	
44	29 986 220	22 962 671	
45	30 586 614	23 465 927	
46	31 272 389	23 873 856	
47	32 058 028	24 216 709	
48	32 679 212	24 681 835	
49	33 267 819	24 922 907	
50	33 938 316	25 183 647	
51	34 283 798	25 391 354	
52	34 644 187	25 512 619	
53	34 755 332	25 617 447	

Common wheat flour (grain equivalent)			
week	2019/20	2020/21	2021/22
1	15 435	4 872	2 901
2	24 937	12 096	7 443
3	33 874	21 030	15 572
4	43 072	31 584	21 568
5	52 226	37 685	
6	61 258	44 672	
7	70 357	52 128	
8	79 537	58 243	
9	90 315	67 312	
10	101 354	74 930	
11	112 904	83 201	
12	125 255	90 834	
13	137 111	101 458	
14	152 531	108 295	
15	161 437	116 679	
16	177 984	125 739	
17	192 003	133 632	
18	203 461	140 806	
19	216 596	148 536	
20	227 603	155 793	
21	240 848	166 637	
22	255 958	177 930	
23	266 692	185 557	
24	281 899	194 519	
25	292 602	204 127	
26	297 481	211 730	
27	301 181	217 106	
28	308 534	224 269	
29	317 018	233 523	
30	327 924	241 509	
31	340 905	252 542	
32	351 428	263 100	
33	362 575	272 671	
34	372 681	282 043	
35	385 288	292 777	
36	395 998	303 158	
37	408 134	312 154	
38	418 851	323 750	
39	433 760	335 214	
40	446 532	342 743	
41	457 873	351 975	
42	466 012	363 050	
43	476 393	373 727	
44	484 941	385 123	
45	493 545	394 912	
46	505 240	407 144	
47	518 077	417 124	
48	526 972	428 111	
49	533 294	434 300	
50	541 749	443 370	
51	553 030	452 831	
52	561 208	459 433	
53	564 671	465 301	

Durum wheat			
week	2019/20	2020/21	2021/22
1	56 320	1 327	3 677
2	62 920	1 753	4 006
3	62 920	14 516	10 006
4	68 154	14 883	10 006
5	86 292	15 291	
6	86 753	15 673	
7	102 837	16 048	
8	111 338	21 301	
9	113 589	32 788	
10	114 667	42 218	
11	118 940	42 946	
12	133 547	43 032	
13	133 857	48 931	
14	155 545	54 892	
15	171 862	54 941	
16	184 124	55 143	
17	190 877	67 680	
18	199 053	68 120	
19	210 099	76 215	
20	223 737	83 031	
21	226 941	91 284	
22	282 411	101 323	
23	343 490	106 972	
24	365 434	110 034	
25	400 373	110 034	
26	419 109	114 647	
27	426 666	114 769	
28	467 102	145 567	
29	467 231	148 750	
30	496 543	150 958	
31	498 105	151 151	
32	512 425	155 721	
33	550 679	161 252	
34	554 796	180 964	
35	597 550	225 453	
36	678 220	248 771	
37	719 818	268 113	
38	735 500	269 068	
39	760 645	287 287	
40	783 107	332 762	
41	826 027	347 133	
42	867 791	354 084	
43	883 459	365 814	
44	914 790	365 874	
45	931 063	380 175	
46	946 179	391 301	
47	957 996	410 459	
48	959 179	426 829	
49	970 064	432 183	
50	971 617	443 576	
51	978 077	443 576	
52	978 104	462 544	
53	978 104	469 188	



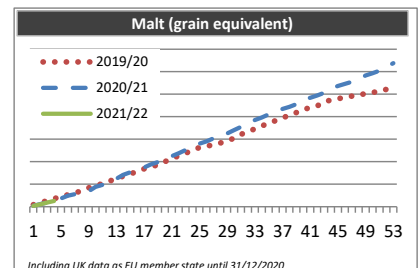
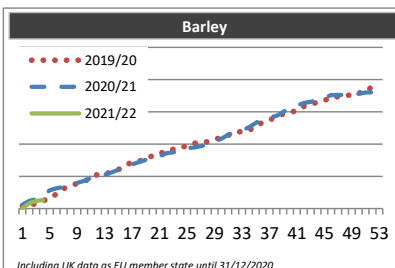
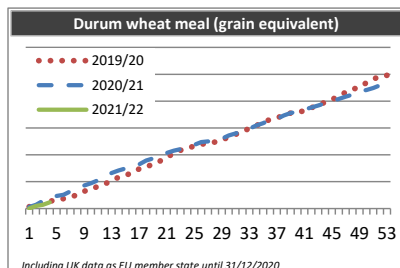
Week 1 to 4 from 01/07/2021 to 25/07/2021

(tonnes)

Durum wheat meal (grain equivalent)			
week	2019/20	2020/21	2021/22
1	3 419	2 938	128
2	6 820	7 082	5 017
3	10 226	14 007	6 986
4	13 805	20 504	11 655
5	15 888	23 477	
6	18 450	25 648	
7	21 168	31 867	
8	25 745	37 029	
9	32 563	42 831	
10	35 529	47 380	
11	41 774	52 790	
12	45 888	60 848	
13	51 969	66 101	
14	58 106	71 054	
15	62 123	74 770	
16	66 815	79 372	
17	73 678	82 359	
18	76 959	89 403	
19	83 477	93 473	
20	88 268	96 907	
21	96 798	103 638	
22	101 407	107 822	
23	108 641	110 517	
24	111 766	113 480	
25	116 671	118 564	
26	119 548	123 554	
27	121 907	124 918	
28	123 735	127 811	
29	127 018	130 208	
30	133 327	136 108	
31	138 085	139 952	
32	142 780	143 928	
33	149 431	148 617	
34	154 739	154 813	
35	159 668	158 985	
36	166 057	164 920	
37	169 286	167 066	
38	172 210	173 194	
39	177 766	177 778	
40	180 514	180 587	
41	181 491	184 383	
42	187 328	188 170	
43	193 804	191 705	
44	197 387	195 939	
45	203 424	199 983	
46	208 914	204 155	
47	216 656	208 192	
48	221 913	212 054	
49	226 260	218 221	
50	234 255	220 544	
51	240 738	224 345	
52	246 097	229 324	
53	247 996	231 631	

Barley			
week	2019/20	2020/21	2021/22
1	165 347	233 928	20 615
2	169 376	470 728	324 943
3	337 758	586 712	469 278
4	483 958	831 663	529 465
5	643 505	1 130 666	
6	904 136	1 268 298	
7	1 228 755	1 333 141	
8	1 420 139	1 491 038	
9	1 557 085	1 600 529	
10	1 681 706	1 714 095	
11	1 903 159	1 894 614	
12	2 127 844	2 005 566	
13	2 168 060	2 109 536	
14	2 251 418	2 254 085	
15	2 412 055	2 400 370	
16	2 672 039	2 480 031	
17	2 888 058	2 741 126	
18	2 942 536	2 889 268	
19	3 105 633	3 024 509	
20	3 276 420	3 155 273	
21	3 375 606	3 236 213	
22	3 624 631	3 430 877	
23	3 679 932	3 490 960	
24	3 763 870	3 588 482	
25	3 911 595	3 750 589	
26	4 049 716	3 779 901	
27	4 059 332	3 864 674	
28	4 155 826	3 955 768	
29	4 287 553	4 150 548	
30	4 408 901	4 332 731	
31	4 548 101	4 581 889	
32	4 740 889	4 750 973	
33	4 775 918	4 845 956	
34	4 836 880	5 037 465	
35	5 135 908	5 315 866	
36	5 333 994	5 567 479	
37	5 506 704	5 666 768	
38	5 659 110	5 743 184	
39	5 870 780	6 005 286	
40	5 957 895	6 223 986	
41	6 088 968	6 397 930	
42	6 342 421	6 557 193	
43	6 445 131	6 623 448	
44	6 610 799	6 747 327	
45	6 749 591	6 866 939	
46	6 773 159	7 043 195	
47	6 960 607	7 047 782	
48	7 030 441	7 057 256	
49	7 036 380	7 125 644	
50	7 172 922	7 133 852	
51	7 215 539	7 205 313	
52	7 609 930	7 212 387	
53	7 624 789	7 284 029	

Malt (grain equivalent)			
week	2019/20	2020/21	2021/22
1	44 910	21 010	17 897
2	87 671	58 871	53 312
3	131 899	94 273	93 198
4	177 222	126 883	128 137
5	224 550	186 465	
6	264 425	242 342	
7	302 842	278 630	
8	356 882	313 598	
9	420 687	347 519	
10	464 409	440 482	
11	515 491	484 852	
12	566 007	537 887	
13	627 835	623 867	
14	679 373	711 578	
15	728 178	765 585	
16	781 425	812 758	
17	838 800	873 259	
18	887 832	940 385	
19	930 553	990 412	
20	999 894	1 071 994	
21	1 064 468	1 121 605	
22	1 132 096	1 187 310	
23	1 190 613	1 259 806	
24	1 252 859	1 330 171	
25	1 313 470	1 403 546	
26	1 343 817	1 450 083	
27	1 374 854	1 516 647	
28	1 415 268	1 550 604	
29	1 466 062	1 629 484	
30	1 523 380	1 706 708	
31	1 606 351	1 774 656	
32	1 669 767	1 840 639	
33	1 729 020	1 925 183	
34	1 791 257	1 979 990	
35	1 866 822	2 050 426	
36	1 912 222	2 110 331	
37	1 971 579	2 175 056	
38	2 036 984	2 219 409	
39	2 092 310	2 280 295	
40	2 162 299	2 383 450	
41	2 198 891	2 421 730	
42	2 242 158	2 474 216	
43	2 329 292	2 533 402	
44	2 372 033	2 626 303	
45	2 399 046	2 682 977	
46	2 427 650	2 728 234	
47	2 455 461	2 777 003	
48	2 491 868	2 839 967	
49	2 508 643	2 916 758	
50	2 535 409	2 965 876	
51	2 566 323	3 023 555	
52	2 606 265	3 114 227	
53	2 646 464	3 189 767	



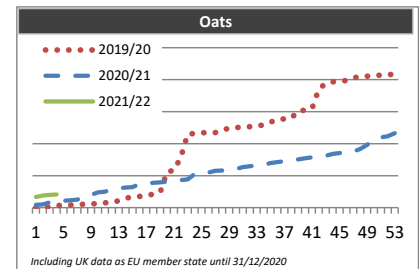
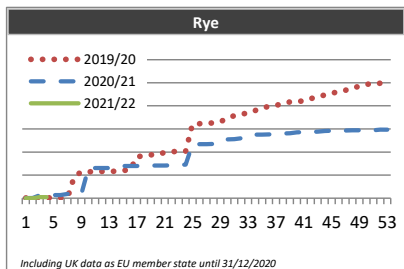
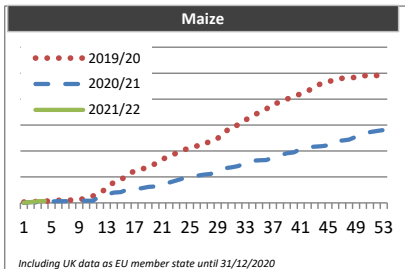
Week 1 to 4 from 01/07/2021 to 25/07/2021

(tonnes)

Maize			
week	2019/20	2020/21	2021/22
1	32 545	1 338	7 991
2	46 352	27 536	26 939
3	52 472	30 132	67 720
4	66 400	37 912	73 248
5	86 002	56 341	
6	97 673	60 801	
7	102 782	68 203	
8	111 913	71 563	
9	125 739	78 596	
10	181 768	82 465	
11	262 627	86 507	
12	377 070	267 949	
13	573 257	327 659	
14	804 507	398 603	
15	890 335	417 643	
16	1 078 162	524 491	
17	1 240 987	544 578	
18	1 299 197	567 124	
19	1 377 297	618 197	
20	1 513 237	633 825	
21	1 678 507	748 697	
22	1 804 041	785 454	
23	1 914 718	859 704	
24	2 031 525	939 660	
25	2 112 346	1 027 907	
26	2 190 722	1 044 197	
27	2 229 617	1 085 492	
28	2 411 901	1 116 562	
29	2 492 707	1 252 223	
30	2 705 260	1 336 780	
31	2 958 117	1 368 460	
32	2 995 488	1 426 397	
33	3 186 443	1 553 269	
34	3 372 441	1 626 269	
35	3 473 942	1 645 253	
36	3 611 099	1 653 268	
37	3 814 310	1 747 123	
38	3 873 774	1 838 304	
39	3 994 046	1 917 105	
40	4 108 919	1 948 647	
41	4 197 266	2 082 836	
42	4 316 749	2 149 469	
43	4 455 334	2 163 184	
44	4 614 471	2 186 364	
45	4 673 252	2 224 207	
46	4 748 726	2 392 956	
47	4 804 469	2 407 589	
48	4 818 677	2 442 825	
49	4 835 577	2 548 751	
50	4 896 665	2 617 682	
51	4 905 451	2 725 009	
52	4 910 394	2 773 370	
53	4 939 131	2 809 766	

Rye			
week	2019/20	2020/21	2021/22
1	497	202	0
2	628	546	31
3	631	6 199	2 238
4	631	6 306	2 239
5	671	6 813	
6	748	6 924	
7	843	9 063	
8	47 071	9 214	
9	56 750	9 286	
10	56 869	64 603	
11	57 988	65 212	
12	58 120	65 389	
13	58 160	65 440	
14	58 273	69 657	
15	60 267	69 657	
16	60 267	69 755	
17	90 675	69 806	
18	90 886	70 428	
19	93 835	70 497	
20	94 428	70 549	
21	99 097	70 952	
22	100 744	71 230	
23	101 052	72 191	
24	101 812	72 637	
25	160 351	117 104	
26	161 493	117 222	
27	162 592	117 222	
28	162 593	117 310	
29	165 178	117 407	
30	174 148	127 513	
31	178 443	127 613	
32	182 680	129 889	
33	183 973	137 620	
34	190 035	137 644	
35	195 599	137 907	
36	198 803	138 131	
37	201 312	138 531	
38	204 540	140 235	
39	208 552	140 863	
40	209 550	142 681	
41	210 624	142 918	
42	216 194	143 684	
43	218 445	144 016	
44	223 927	145 737	
45	227 061	146 200	
46	231 338	146 462	
47	233 930	146 516	
48	240 345	147 047	
49	241 682	147 052	
50	246 769	147 079	
51	248 490	147 289	
52	249 128	148 351	
53	252 487	148 382	

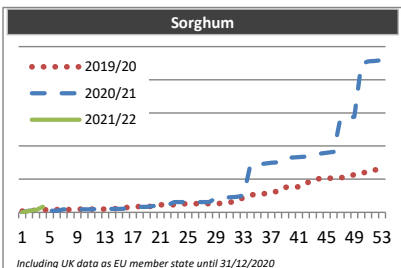
Oats			
week	2019/20	2020/21	2021/22
1	303	4 443	16 792
2	930	5 175	19 062
3	1 418	8 319	19 947
4	3 129	10 274	20 584
5	3 685	10 893	
6	3 968	11 455	
7	4 564	12 539	
8	5 315	18 233	
9	5 865	20 115	
10	6 666	24 001	
11	7 499	24 964	
12	8 192	28 370	
13	10 856	30 245	
14	14 515	31 204	
15	16 797	31 907	
16	17 487	36 852	
17	18 235	37 537	
18	21 508	38 723	
19	23 787	39 482	
20	55 844	40 443	
21	58 386	42 058	
22	79 070	43 067	
23	114 828	44 332	
24	115 819	52 574	
25	117 167	54 624	
26	117 343	54 945	
27	117 534	57 508	
28	120 899	57 886	
29	124 593	59 431	
30	125 256	60 536	
31	126 001	63 298	
32	126 774	64 623	
33	127 889	65 784	
34	129 202	66 881	
35	133 745	69 754	
36	138 019	71 088	
37	138 831	72 543	
38	139 815	74 516	
39	151 303	75 449	
40	152 057	77 289	
41	154 497	78 590	
42	185 388	79 935	
43	194 509	81 059	
44	196 583	83 901	
45	197 590	85 229	
46	198 687	86 351	
47	202 875	87 651	
48	204 762	91 753	
49	205 424	98 062	
50	206 121	107 678	
51	207 210	109 812	
52	208 127	111 507	
53	208 293	116 414	



Week 1 to 4 from 01/07/2021 to 25/07/2021

(tonnes)

Sorghum			
week	2019/20	2020/21	2021/22
1	75	0	0
2	100	99	85
3	124	99	142
4	150	99	334
5	152	100	
6	173	101	
7	173	177	
8	173	177	
9	194	177	
10	197	177	
11	197	177	
12	197	202	
13	199	204	
14	199	204	
15	244	204	
16	285	228	
17	309	258	
18	360	329	
19	360	331	
20	361	388	
21	456	388	
22	456	439	
23	458	613	
24	503	624	
25	529	624	
26	529	624	
27	529	624	
28	530	624	
29	530	851	
30	556	880	
31	608	903	
32	654	931	
33	907	1 014	
34	1 027	2 885	
35	1 127	2 886	
36	1 127	2 939	
37	1 247	2 997	
38	1 247	3 023	
39	1 511	3 314	
40	1 536	3 314	
41	1 536	3 340	
42	1 796	3 368	
43	1 820	3 500	
44	2 059	3 536	
45	2 059	3 597	
46	2 063	3 653	
47	2 088	5 678	
48	2 137	5 706	
49	2 281	5 755	
50	2 306	8 952	
51	2 524	9 113	
52	2 562	9 139	
53	2 562	9 187	



Including UK data as EU member state until 31/12/2020

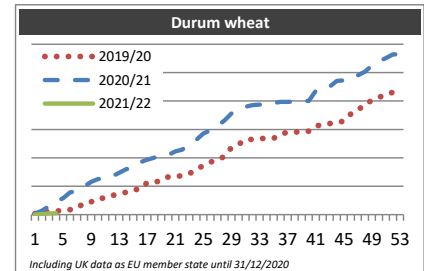
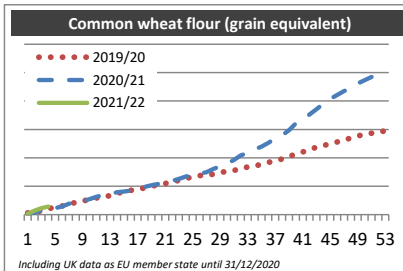
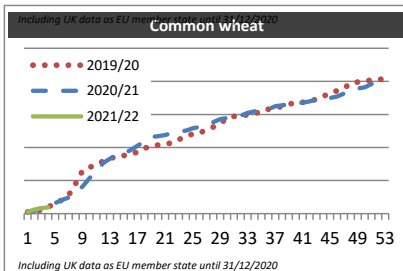
Week 1 to 4 from 01/07/2021 to 25/07/2021

(tonnes)

Common wheat			
week	2019/20	2020/21	2021/22
1	26 347	22 112	23 524
2	38 366	43 489	61 177
3	51 421	84 200	84 806
4	102 005	107 266	93 490
5	156 035	159 722	
6	205 759	205 610	
7	281 272	245 448	
8	458 102	325 711	
9	651 685	409 721	
10	701 468	538 149	
11	737 816	640 515	
12	795 418	761 343	
13	830 102	832 681	
14	871 395	874 911	
15	879 681	914 253	
16	900 950	962 812	
17	930 041	1 028 263	
18	994 104	1 098 827	
19	1 007 899	1 159 485	
20	1 039 529	1 172 297	
21	1 052 883	1 188 225	
22	1 071 394	1 218 437	
23	1 120 454	1 242 742	
24	1 160 854	1 254 156	
25	1 206 778	1 289 742	
26	1 218 655	1 309 965	
27	1 264 623	1 352 468	
28	1 309 793	1 383 835	
29	1 368 246	1 428 800	
30	1 434 339	1 444 347	
31	1 471 644	1 456 504	
32	1 487 151	1 482 366	
33	1 492 036	1 521 193	
34	1 504 342	1 548 790	
35	1 558 802	1 564 492	
36	1 578 838	1 577 956	
37	1 593 168	1 622 913	
38	1 623 991	1 639 204	
39	1 654 539	1 651 837	
40	1 677 376	1 661 784	
41	1 682 030	1 680 082	
42	1 711 539	1 695 381	
43	1 726 510	1 725 482	
44	1 774 517	1 734 201	
45	1 826 514	1 749 525	
46	1 857 014	1 769 121	
47	1 894 402	1 815 389	
48	1 974 245	1 843 477	
49	1 990 862	1 890 735	
50	2 006 800	1 910 076	
51	2 017 543	1 956 771	
52	2 030 309	2 000 884	
53	2 030 450	2 005 389	

Common wheat flour (grain equivalent)			
week	2019/20	2020/21	2021/22
1	615	364	316
2	897	774	1 429
3	1 333	1 454	2 287
4	2 112	1 873	2 836
5	2 555	2 273	
6	3 012	2 867	
7	3 658	3 817	
8	4 310	4 369	
9	4 711	4 854	
10	5 460	5 497	
11	5 861	6 299	
12	6 245	6 892	
13	6 705	7 204	
14	7 573	7 877	
15	7 903	8 130	
16	8 538	8 491	
17	8 994	9 074	
18	9 380	9 754	
19	10 002	10 353	
20	10 523	10 834	
21	11 014	11 233	
22	11 371	11 864	
23	12 095	12 576	
24	12 744	13 385	
25	13 240	14 006	
26	13 774	14 359	
27	13 955	14 928	
28	14 256	16 118	
29	14 818	17 078	
30	15 276	17 949	
31	15 639	19 300	
32	16 052	20 884	
33	16 800	21 721	
34	17 128	22 978	
35	17 743	24 000	
36	18 403	25 231	
37	19 029	26 807	
38	19 572	27 934	
39	20 391	29 760	
40	21 456	32 142	
41	22 116	33 488	
42	22 783	35 315	
43	23 777	37 124	
44	24 277	39 079	
45	25 001	40 736	
46	25 561	42 158	
47	26 139	43 527	
48	27 028	44 474	
49	27 697	46 194	
50	28 300	47 384	
51	28 685	48 488	
52	29 186	49 335	
53	29 453	50 003	

Durum wheat			
week	2019/20	2020/21	2021/22
1	19 538	15 910	3 085
2	39 879	70 589	8 086
3	58 275	148 727	23 273
4	59 066	228 769	24 116
5	80 934	290 923	
6	88 188	389 351	
7	111 407	421 013	
8	206 396	497 085	
9	226 295	576 827	
10	289 834	628 124	
11	290 047	643 468	
12	339 097	674 436	
13	362 832	736 081	
14	396 823	802 094	
15	441 549	821 648	
16	448 379	924 355	
17	567 226	966 163	
18	578 692	1 003 356	
19	587 680	1 041 146	
20	665 108	1 050 712	
21	670 756	1 114 180	
22	687 537	1 146 252	
23	719 118	1 258 285	
24	805 212	1 318 719	
25	861 414	1 428 851	
26	927 708	1 483 610	
27	954 613	1 562 712	
28	1 027 644	1 657 037	
29	1 183 351	1 784 310	
30	1 236 011	1 828 752	
31	1 322 810	1 899 260	
32	1 324 992	1 927 163	
33	1 339 083	1 936 321	
34	1 342 266	1 948 506	
35	1 345 899	1 965 857	
36	1 417 293	1 986 529	
37	1 448 181	1 986 617	
38	1 454 050	1 988 674	
39	1 459 298	2 000 951	
40	1 468 894	2 001 342	
41	1 565 659	2 176 312	
42	1 579 446	2 185 862	
43	1 603 442	2 252 228	
44	1 615 539	2 357 004	
45	1 650 263	2 362 026	
46	1 776 149	2 376 487	
47	1 832 535	2 452 059	
48	1 955 741	2 515 920	
49	2 005 500	2 625 541	
50	2 067 201	2 701 737	
51	2 106 620	2 757 832	
52	2 156 892	2 820 644	
53	2 206 867	2 820 730	



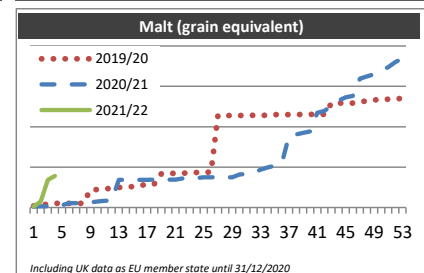
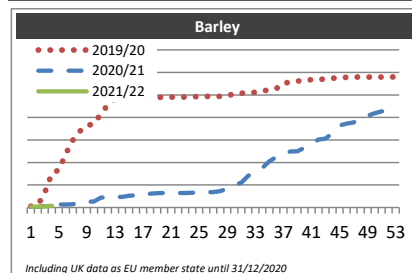
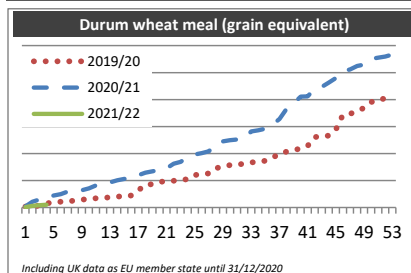
Week 1 to 4 from 01/07/2021 to 25/07/2021

(tonnes)

Durum wheat meal (grain equivalent)			
week	2019/20	2020/21	2021/22
1	17	21	8
2	22	108	31
3	36	150	41
4	75	194	51
5	95	223	
6	106	247	
7	106	294	
8	134	312	
9	144	321	
10	158	353	
11	169	410	
12	178	432	
13	187	465	
14	199	502	
15	214	528	
16	222	542	
17	318	597	
18	424	646	
19	429	672	
20	472	697	
21	488	727	
22	494	812	
23	508	847	
24	526	929	
25	604	984	
26	615	1 006	
27	633	1 042	
28	732	1 197	
29	753	1 224	
30	784	1 245	
31	794	1 258	
32	812	1 271	
33	836	1 408	
34	843	1 429	
35	869	1 461	
36	916	1 533	
37	1 001	1 638	
38	1 034	1 822	
39	1 068	1 931	
40	1 089	2 055	
41	1 142	2 058	
42	1 306	2 200	
43	1 311	2 235	
44	1 330	2 314	
45	1 446	2 401	
46	1 716	2 524	
47	1 734	2 557	
48	1 788	2 621	
49	1 844	2 647	
50	1 954	2 754	
51	1 970	2 778	
52	2 031	2 799	
53	2 040	2 834	

Barley			
week	2019/20	2020/21	2021/22
1	5 495	15	3 351
2	11 034	1 736	3 772
3	66 804	6 899	4 304
4	151 795	6 902	7 896
5	167 048	13 520	
6	240 193	13 722	
7	298 686	14 445	
8	338 676	24 701	
9	364 018	25 509	
10	370 412	26 468	
11	416 796	44 307	
12	456 839	45 208	
13	484 584	46 951	
14	487 744	47 223	
15	487 929	52 559	
16	488 381	54 429	
17	488 773	54 429	
18	488 774	61 714	
19	489 027	63 015	
20	489 027	64 307	
21	490 205	64 413	
22	490 205	64 592	
23	490 872	64 716	
24	490 936	65 502	
25	493 575	66 521	
26	493 575	68 056	
27	493 631	68 323	
28	493 875	72 233	
29	494 151	84 425	
30	506 261	99 311	
31	507 913	110 643	
32	508 927	141 725	
33	511 932	158 888	
34	518 024	176 578	
35	522 024	206 193	
36	528 225	224 263	
37	554 219	238 603	
38	554 418	248 596	
39	561 890	249 925	
40	562 391	264 725	
41	567 887	283 672	
42	568 130	302 395	
43	571 281	305 906	
44	574 773	330 246	
45	575 048	364 087	
46	578 405	372 599	
47	579 778	377 310	
48	579 808	399 003	
49	579 822	407 893	
50	579 838	418 551	
51	579 841	427 115	
52	579 841	431 205	
53	579 841	437 535	

Malt (grain equivalent)			
week	2019/20	2020/21	2021/22
1	191	134	115
2	356	135	736
3	412	139	3 433
4	522	271	3 909
5	522	285	
6	522	551	
7	522	551	
8	523	553	
9	2 182	621	
10	2 216	756	
11	2 320	824	
12	2 379	851	
13	2 472	3 437	
14	2 506	3 438	
15	2 598	3 439	
16	2 719	3 439	
17	2 873	3 439	
18	2 874	3 460	
19	4 174	3 460	
20	4 213	3 464	
21	4 213	3 464	
22	4 214	3 599	
23	4 337	3 599	
24	4 337	3 667	
25	4 337	3 733	
26	4 395	3 735	
27	11 396	3 735	
28	11 396	3 735	
29	11 399	3 750	
30	11 400	4 091	
31	11 420	4 179	
32	11 421	4 303	
33	11 421	4 681	
34	11 422	4 981	
35	11 489	5 170	
36	11 489	5 456	
37	11 515	8 828	
38	11 515	9 043	
39	11 517	9 241	
40	11 518	9 431	
41	11 518	11 717	
42	11 519	11 947	
43	12 936	12 605	
44	12 937	13 248	
45	12 938	13 639	
46	12 938	13 821	
47	13 071	15 954	
48	13 205	16 249	
49	13 337	16 503	
50	13 339	16 912	
51	13 406	17 395	
52	13 406	17 998	
53	13 541	18 459	



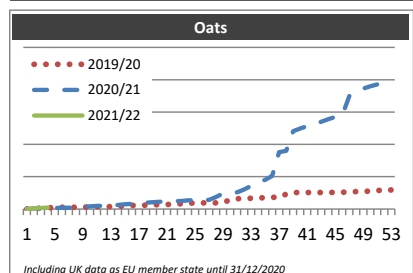
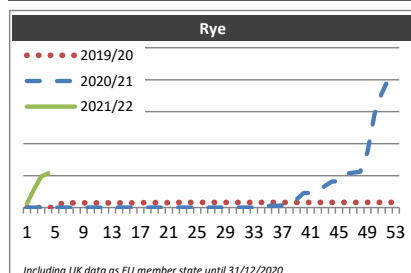
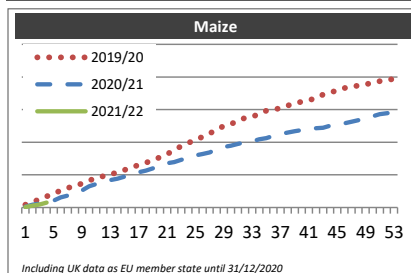
Week 1 to 4 from 01/07/2021 to 25/07/2021

(tonnes)

Maize			
week	2019/20	2020/21	2021/22
1	431 335	124 748	76 401
2	761 493	419 378	285 387
3	1 303 291	595 271	467 399
4	1 679 978	815 972	752 169
5	2 125 234	1 042 931	
6	2 624 908	1 560 728	
7	3 052 379	1 821 390	
8	3 169 059	2 040 073	
9	3 696 266	2 599 754	
10	4 136 674	3 232 831	
11	4 528 291	3 612 176	
12	4 793 952	3 829 175	
13	4 996 725	4 219 341	
14	5 487 628	4 402 520	
15	5 763 763	4 727 179	
16	6 170 580	4 963 268	
17	6 499 207	5 400 173	
18	6 842 861	5 666 468	
19	7 283 922	6 008 385	
20	7 708 645	6 471 700	
21	8 142 817	6 790 210	
22	8 844 490	6 971 070	
23	9 403 426	7 298 076	
24	9 873 078	7 565 529	
25	10 401 394	7 974 649	
26	10 790 670	8 186 473	
27	11 365 407	8 431 246	
28	11 849 280	8 934 808	
29	12 524 375	9 304 567	
30	12 789 768	9 474 552	
31	13 295 871	9 745 714	
32	13 743 522	10 000 139	
33	13 902 681	10 139 894	
34	14 347 761	10 462 787	
35	14 826 242	10 646 401	
36	15 008 165	10 975 303	
37	15 214 366	11 253 392	
38	15 616 245	11 487 727	
39	15 952 649	11 695 360	
40	16 223 413	11 861 687	
41	16 449 789	12 014 102	
42	16 732 132	12 156 520	
43	17 293 895	12 231 353	
44	17 667 097	12 524 774	
45	17 893 341	12 765 546	
46	18 286 022	12 883 116	
47	18 491 535	13 132 498	
48	18 664 713	13 375 350	
49	18 893 341	13 614 064	
50	19 067 445	13 976 313	
51	19 344 149	14 308 345	
52	19 590 481	14 448 657	
53	19 652 083	14 596 440	

Rye			
week	2019/20	2020/21	2021/22
1	0	0	2 504
2	0	0	11 290
3	0	0	19 382
4	0	2	21 461
5	0	2	
6	2 981	2	
7	2 981	2	
8	2 981	2	
9	2 981	2	
10	2 981	2	
11	2 981	2	
12	2 981	2	
13	2 981	2	
14	2 981	2	
15	2 981	2	
16	2 981	2	
17	3 026	8	
18	3 092	8	
19	3 092	8	
20	3 092	8	
21	3 092	8	
22	3 192	9	
23	3 192	9	
24	3 214	9	
25	3 214	10	
26	3 214	10	
27	3 214	10	
28	3 236	10	
29	3 236	10	
30	3 236	10	
31	3 236	10	
32	3 239	10	
33	3 239	10	
34	3 240	387	
35	3 240	1 031	
36	3 240	1 031	
37	3 248	1 308	
38	3 248	4 414	
39	3 248	5 094	
40	3 248	9 060	
41	3 248	9 060	
42	3 248	10 485	
43	3 248	13 390	
44	3 248	16 354	
45	3 248	16 354	
46	3 248	21 245	
47	3 248	21 833	
48	3 249	22 331	
49	3 249	34 692	
50	3 249	58 563	
51	3 249	71 185	
52	3 249	80 688	
53	3 249	86 286	

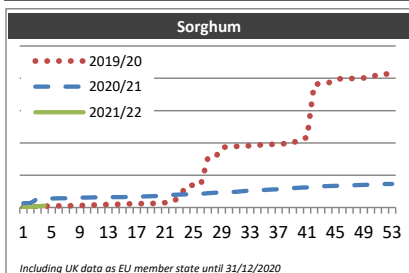
Oats			
week	2019/20	2020/21	2021/22
1	2	0	0
2	113	88	85
3	141	110	169
4	188	154	225
5	215	176	
6	262	198	
7	262	220	
8	284	243	
9	307	337	
10	307	404	
11	329	492	
12	351	492	
13	374	541	
14	418	637	
15	462	744	
16	545	821	
17	568	958	
18	610	1 002	
19	654	1 073	
20	677	1 125	
21	707	1 169	
22	770	1 237	
23	792	1 242	
24	876	1 330	
25	943	1 379	
26	943	1 423	
27	944	1 423	
28	944	1 895	
29	1 008	2 402	
30	1 424	2 522	
31	1 600	2 583	
32	1 630	3 034	
33	1 674	3 579	
34	1 746	4 189	
35	1 748	4 524	
36	1 792	5 110	
37	1 849	8 798	
38	2 290	8 996	
39	2 557	12 021	
40	2 557	12 464	
41	2 557	12 811	
42	2 557	13 162	
43	2 558	13 514	
44	2 558	13 905	
45	2 582	14 250	
46	2 604	14 495	
47	2 670	17 484	
48	2 716	18 084	
49	2 738	18 621	
50	2 776	19 000	
51	2 864	19 276	
52	2 909	19 452	
53	2 953	19 532	

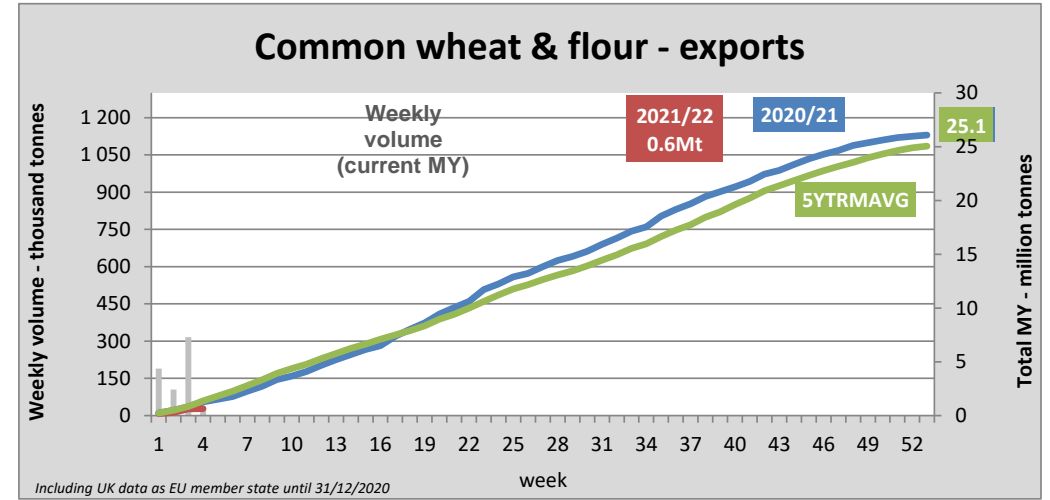
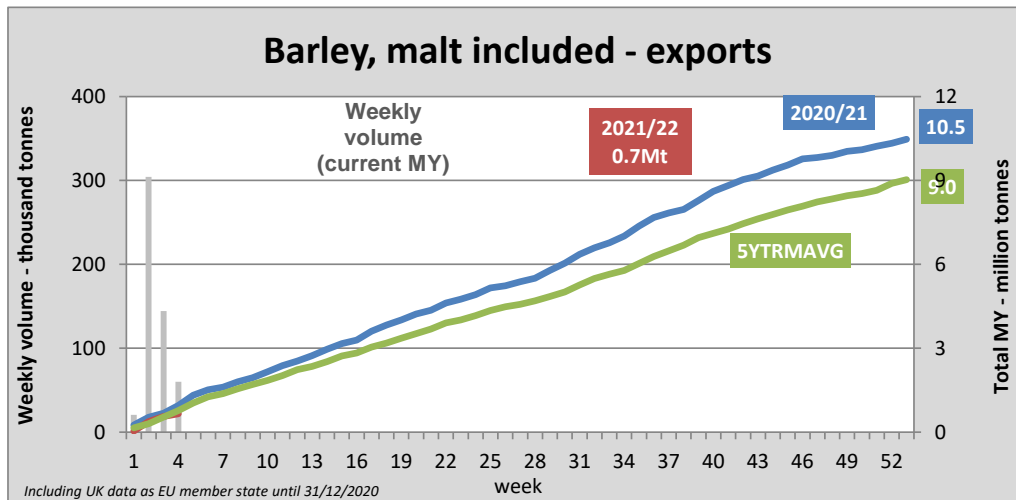
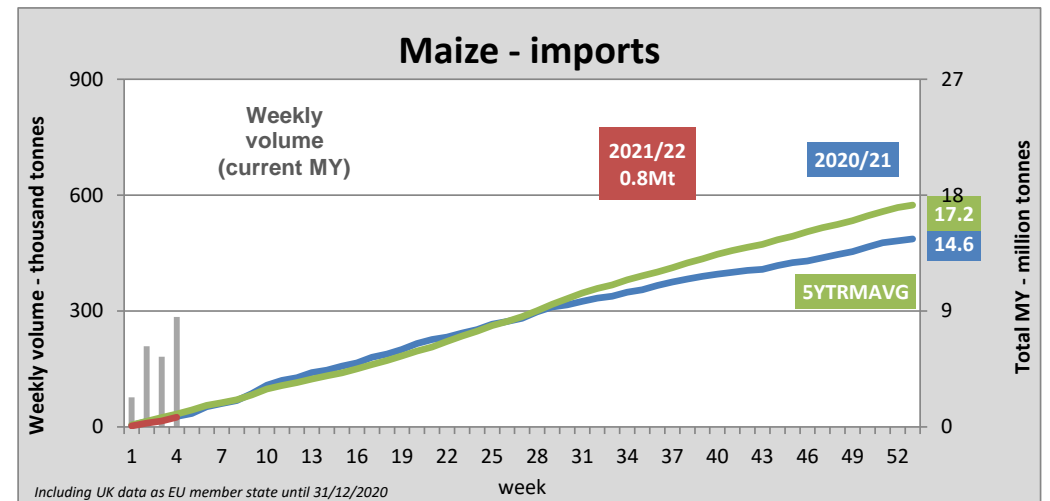
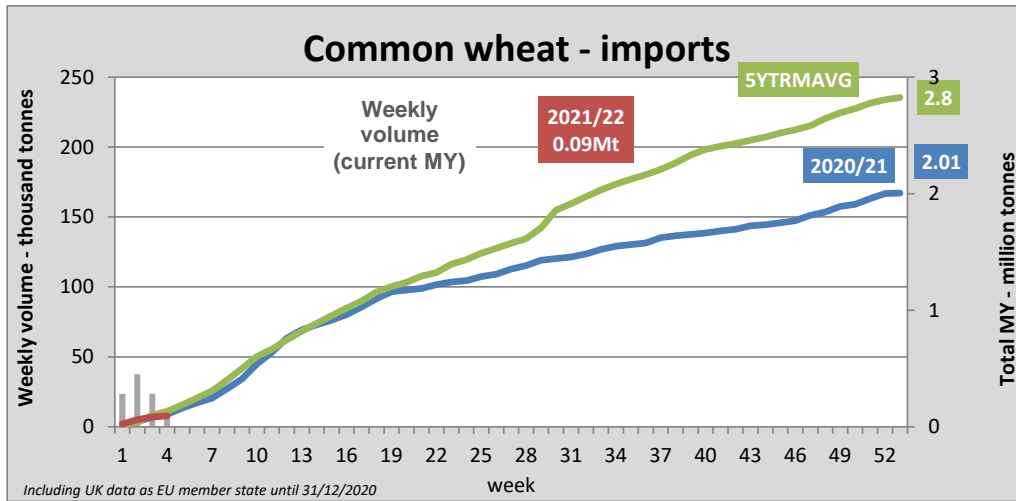


Week 1 to 4 from 01/07/2021 to 25/07/2021

(tonnes)

Sorghum			
week	2019/20	2020/21	2021/22
1	206	2 653	84
2	472	2 727	216
3	583	5 479	818
4	789	5 531	1 042
5	852	5 627	
6	945	5 695	
7	1 052	5 697	
8	1 137	5 721	
9	1 244	6 172	
10	1 354	6 174	
11	1 510	6 243	
12	1 780	6 269	
13	1 850	6 364	
14	1 892	6 387	
15	2 109	6 409	
16	2 262	6 539	
17	2 352	6 629	
18	2 379	6 835	
19	2 473	6 966	
20	2 675	7 168	
21	2 941	7 623	
22	3 203	7 789	
23	6 533	7 926	
24	13 531	8 125	
25	13 828	8 282	
26	13 918	8 461	
27	30 270	8 818	
28	30 485	9 200	
29	37 223	9 365	
30	37 489	9 526	
31	37 775	9 658	
32	38 117	10 077	
33	38 317	10 505	
34	38 649	10 799	
35	38 802	10 903	
36	39 086	11 083	
37	39 327	11 333	
38	39 598	11 618	
39	39 732	12 022	
40	42 902	12 296	
41	43 112	12 410	
42	76 240	12 797	
43	76 819	13 108	
44	77 061	13 325	
45	79 554	13 400	
46	79 736	13 526	
47	79 761	13 748	
48	80 094	13 862	
49	80 226	13 974	
50	80 385	14 105	
51	82 471	14 325	
52	82 566	14 523	
53	82 653	14 590	





Calendar of Marketing Year weeks

Week	2019/20		2020/21		2021/22	
	Start	End	Start	End	Start	End
1	01/07/2019	07/07/2019	01/07/2020	05/07/2020	01/07/2021	04/07/2021
2	08/07/2019	14/07/2019	06/07/2020	12/07/2020	05/07/2021	11/07/2021
3	15/07/2019	21/07/2019	13/07/2020	19/07/2020	12/07/2021	18/07/2021
4	22/07/2019	28/07/2019	20/07/2020	26/07/2020	19/07/2021	25/07/2021
5	29/07/2019	04/08/2019	27/07/2020	02/08/2020	26/07/2021	01/08/2021
6	05/08/2019	11/08/2019	03/08/2020	09/08/2020	02/08/2021	08/08/2021
7	12/08/2019	18/08/2019	10/08/2020	16/08/2020	09/08/2021	15/08/2021
8	19/08/2019	25/08/2019	17/08/2020	23/08/2020	16/08/2021	22/08/2021
9	26/08/2019	01/09/2019	24/08/2020	30/08/2020	23/08/2021	29/08/2021
10	02/09/2019	08/09/2019	31/08/2020	06/09/2020	30/08/2021	05/09/2021
11	09/09/2019	15/09/2019	07/09/2020	13/09/2020	06/09/2021	12/09/2021
12	16/09/2019	22/09/2019	14/09/2020	20/09/2020	13/09/2021	19/09/2021
13	23/09/2019	29/09/2019	21/09/2020	27/09/2020	20/09/2021	26/09/2021
14	30/09/2019	06/10/2019	28/09/2020	04/10/2020	27/09/2021	03/10/2021
15	07/10/2019	13/10/2019	05/10/2020	11/10/2020	04/10/2021	10/10/2021
16	14/10/2019	20/10/2019	12/10/2020	18/10/2020	11/10/2021	17/10/2021
17	21/10/2019	27/10/2019	19/10/2020	25/10/2020	18/10/2021	24/10/2021
18	28/10/2019	03/11/2019	26/10/2020	01/11/2020	25/10/2021	31/10/2021
19	04/11/2019	10/11/2019	02/11/2020	08/11/2020	01/11/2021	07/11/2021
20	11/11/2019	17/11/2019	09/11/2020	15/11/2020	08/11/2021	14/11/2021
21	18/11/2019	24/11/2019	16/11/2020	22/11/2020	15/11/2021	21/11/2021
22	25/11/2019	01/12/2019	23/11/2020	29/11/2020	22/11/2021	28/11/2021
23	02/12/2019	08/12/2019	30/11/2020	06/12/2020	29/11/2021	05/12/2021
24	09/12/2019	15/12/2019	07/12/2020	13/12/2020	06/12/2021	12/12/2021
25	16/12/2019	22/12/2019	14/12/2020	20/12/2020	13/12/2021	19/12/2021
26	23/12/2019	29/12/2019	21/12/2020	27/12/2020	20/12/2021	26/12/2021
27	30/12/2019	05/01/2020	28/12/2020	03/01/2021	27/12/2021	02/01/2022
28	06/01/2020	12/01/2020	04/01/2021	10/01/2021	03/01/2022	09/01/2022
29	13/01/2020	19/01/2020	11/01/2021	17/01/2021	10/01/2022	16/01/2022
30	20/01/2020	26/01/2020	18/01/2021	24/01/2021	17/01/2022	23/01/2022
31	27/01/2020	02/02/2020	25/01/2021	31/01/2021	24/01/2022	30/01/2022
32	03/02/2020	09/02/2020	01/02/2021	07/02/2021	31/01/2022	06/02/2022
33	10/02/2020	16/02/2020	08/02/2021	14/02/2021	07/02/2022	13/02/2022
34	17/02/2020	23/02/2020	15/02/2021	21/02/2021	14/02/2022	20/02/2022
35	24/02/2020	01/03/2020	22/02/2021	28/02/2021	21/02/2022	27/02/2022
36	02/03/2020	08/03/2020	01/03/2021	07/03/2021	28/02/2022	06/03/2022
37	09/03/2020	15/03/2020	08/03/2021	14/03/2021	07/03/2022	13/03/2022
38	16/03/2020	22/03/2020	15/03/2021	21/03/2021	14/03/2022	20/03/2022
39	23/03/2020	29/03/2020	22/03/2021	28/03/2021	21/03/2022	27/03/2022
40	30/03/2020	05/04/2020	29/03/2021	04/04/2021	28/03/2022	03/04/2022
41	06/04/2020	12/04/2020	05/04/2021	11/04/2021	04/04/2022	10/04/2022
42	13/04/2020	19/04/2020	12/04/2021	18/04/2021	11/04/2022	17/04/2022
43	20/04/2020	26/04/2020	19/04/2021	25/04/2021	18/04/2022	24/04/2022
44	27/04/2020	03/05/2020	26/04/2021	02/05/2021	25/04/2022	01/05/2022
45	04/05/2020	10/05/2020	03/05/2021	09/05/2021	02/05/2022	08/05/2022
46	11/05/2020	17/05/2020	10/05/2021	16/05/2021	09/05/2022	15/05/2022
47	18/05/2020	24/05/2020	17/05/2021	23/05/2021	16/05/2022	22/05/2022
48	25/05/2020	31/05/2020	24/05/2021	30/05/2021	23/05/2022	29/05/2022
49	01/06/2020	07/06/2020	31/05/2021	06/06/2021	30/05/2022	05/06/2022
50	08/06/2020	14/06/2020	07/06/2021	13/06/2021	06/06/2022	12/06/2022
51	15/06/2020	21/06/2020	14/06/2021	20/06/2021	13/06/2022	19/06/2022
52	22/06/2020	28/06/2020	21/06/2021	27/06/2021	20/06/2022	26/06/2022
53	29/06/2020	30/06/2020	28/06/2021	30/06/2021	27/06/2022	30/06/2022